

7th Grade

Get Outside and Play Posters

Collage, Shading, Line Drawing

Materials:

12 x 18 inch paper
pencil and ebony pencil
magazines, old books, photographs
scissors
glue sticks
handout of drawing from different views
camera (optional)
colored pencils (optional)
Images using collage and drawing techniques

Resources:

<http://www.artic.edu/aic/collections/exhibitions/VictPhotoColl/index>

<http://www.greenpatriotposters.org>

<http://www.littleblackjournal.com/category/weekly-sketching/>

Art for Kids Drawing - Kathryn Temple

Objective: Students will apply their knowledge of tonal drawing, line drawing and incorporate collage to create an effective poster with a slogan encouraging students and adults to “get outside and play”. Posters will be hung in the school.

Day One:

Students will go outside and draw nature from different views, birds eye, worms eye and their own eye.

Day two:

Teacher will show images of green patriot posters, showing students images using large slogans. Talk about eye-catching slogans.

Students will go outside to continue working on drawing from nature with an emphasis on drawing objects they will incorporate into their poster; slogan and have the opportunity to take photographs for inspiration. Students will work independently outside to sketch ideas for their poster. Students begin to think about what they will draw and what they will collage.

Day three: Teacher will show images of collages incorporating both drawing and collaged images. Students will work through a tonal drawing packet, students will work in their sketchbook, draw two or three trees using shading.

Day four:

Teacher will show students images of collages, incorporating both drawing and collage. Students must use collage, shading, line drawing and a message or slogan in large text. Students work in class using line drawing for their poster; collect images to collage and look

at photographs they have taken.

Day five:

Teacher will show students images of posters that include large text, reminding students that the posters will need to be eye-catching and will be seen from far away. Students will focus on creating an eye-catching slogan.

Day six:

Students practice tonal drawing of flags, students learn about using grids to enlarge. Teacher will demo using a grid to enlarge, as well as techniques using ebony pencil.

Day seven-ten:


Students will work on posters. Concentrate on using line drawing as well as tonal drawing. Students must incorporate collage, a slogan, tonal and line drawing. Examples of drawing and collage will be provided as inspiration. Self evaluation forms will be reviewed and given to the students.

Day eleven:

Students will participate in a class critique, posters will be placed in the front of the class. Students will turn in poster to be graded with the completed self evaluation.



Playing with Pictures
Victorian Photocollage
Art Institute of Chicago



Section in Winter by Kelly Schnell



Leaf, **by Kelly Schnell**

[http://www.littleblackjournal.com/
category/weekly-sketching/](http://www.littleblackjournal.com/category/weekly-sketching/)

Drawing from different views.



Draw a natural object from a **bird's eye view.**



Draw a natural object from a **worm's eye view.**



Draw a natural object from your own **eye's view.**

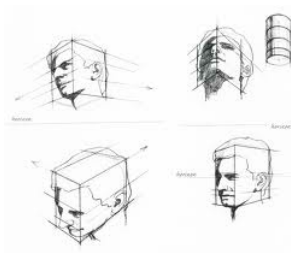
Combine the 3 views above into one landscape scene.

Begin sketching ideas for a poster to **Get Kids to Play Outside.**


Your posters will be drawn in pencil. Except for one object the will be **colored** in **colored pencil.**




bird's eye view



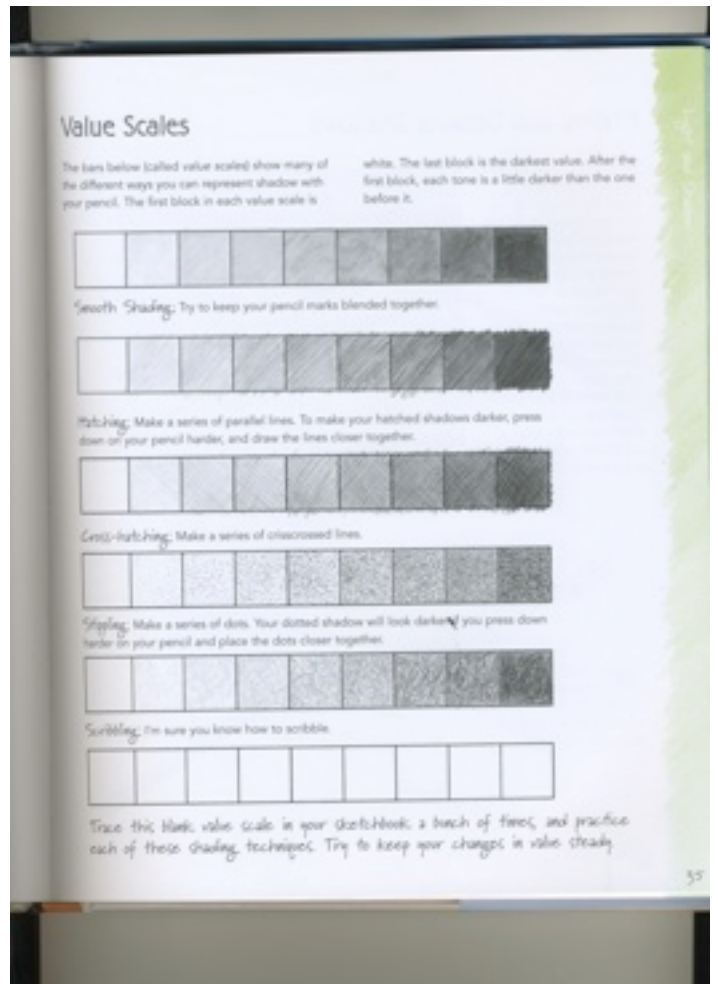
all views



worm's eye view



Art for Kids Drawing - Kathryn Temple



Evaluation Report

Lauri Thorley, Art and Computer Graphics Teacher
Adrienne Lessard, Fall 2011 Student Teacher
Clarendon Hills Middle School
301 Chicago Ave, Clarendon Hills, IL 60514

Student's Name:

Teacher's Name: Lauri Thorley

7th Grade Get Outside and Play Poster

Each evaluation question below is worth 20 points.

	student points	Teacher points
Quality of craftsmanship and creativity. How eye-catching is my poster? Are there smudges, tears?	<input type="checkbox"/>	<input type="checkbox"/>
Attitude and effort. Was I working in class with a good attitude each day.	<input type="checkbox"/>	<input type="checkbox"/>
Line Drawing, Tonal Drawing Did I use both styles of drawing? Did I use a range of values (highlight to darkest dark)?	<input type="checkbox"/>	<input type="checkbox"/>
Slogan and Collage Did I incorporate collage? Is my slogan readable from a distance?	<input type="checkbox"/>	<input type="checkbox"/>
Clean up. Was my area clean after each period? Did I help others?	<input type="checkbox"/>	<input type="checkbox"/>
Total Points	<input type="checkbox"/>	<input type="checkbox"/>

Notes: